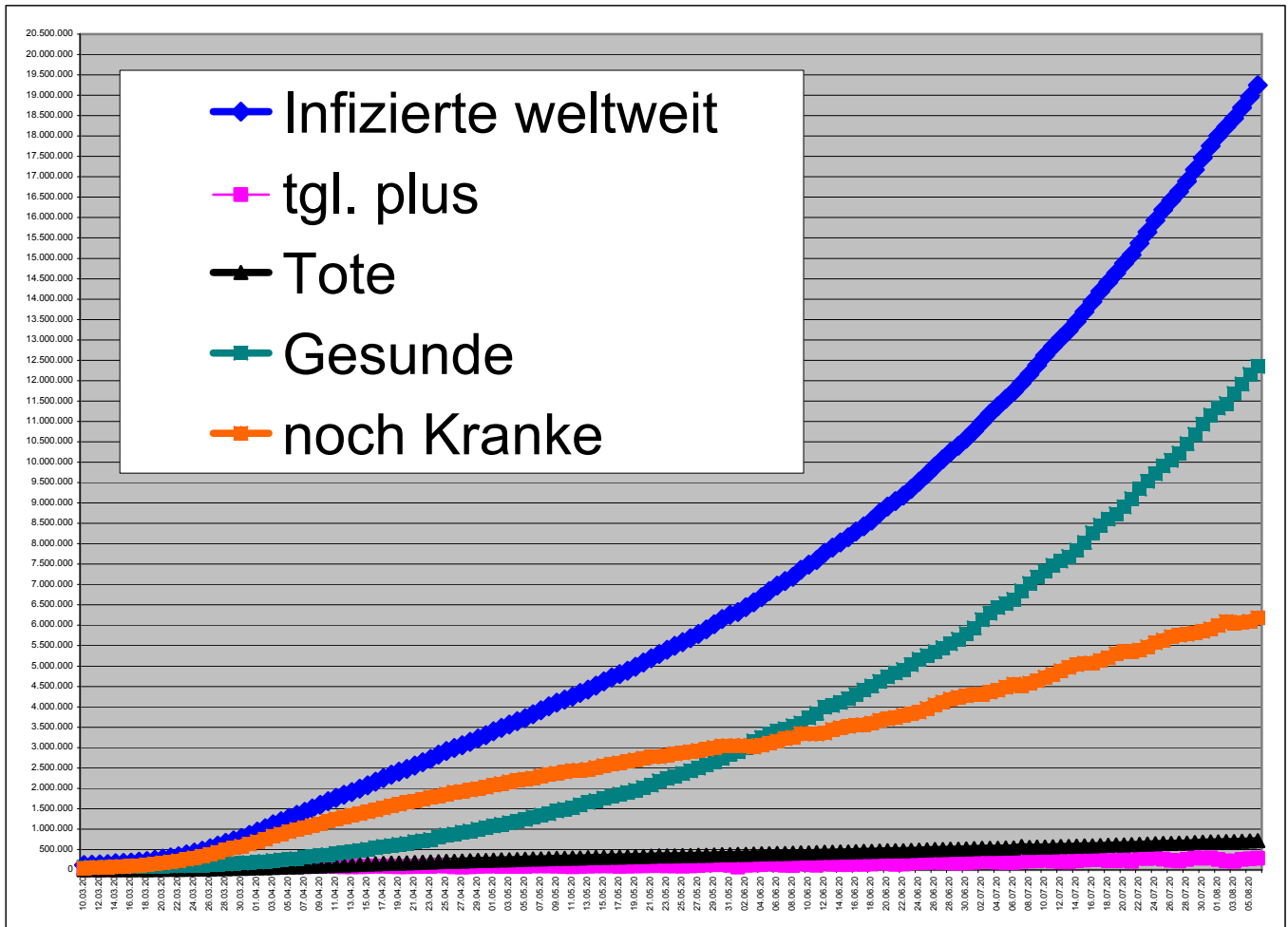


Coronaweltübersicht vom 6.8.2020

Machen wir wieder einmal eine Zwischenbilanz zur Corona-Pandemie,

Und hier die Grafik vom 7.8.2020 mit den weltweiten Kurven:

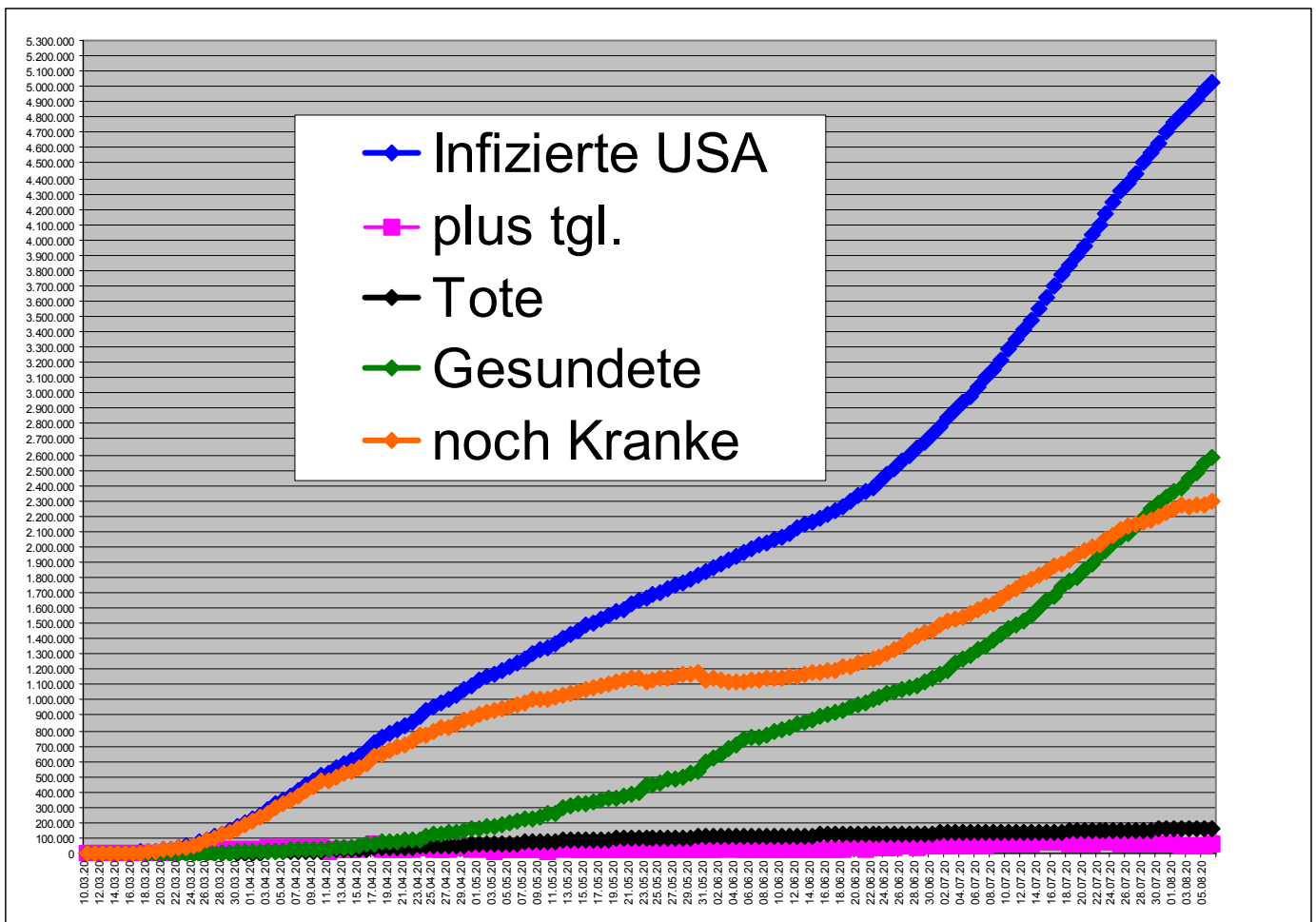


Man sieht die Infektionen steigen immer noch ziemlich steil nach oben, die Zahl der Gesunden liegt allerdings schon seit Anfang Juni über der Zahl der Kranken, hier die Zahlen vom 20. Juli bis zum 6. August:

| | Infizierte weltweit | tgl. plus | Tote | Gesunde | noch Kranke | Sterberate |
|------------------|----------------------------|------------------|----------------|-------------------|--------------------|-------------------|
| 20.7.2020 | 14.875.749 | 235.413 | 612.845 | 8.901.623 | 5.361.281 | 4,12% |
| 21.7.2020 | 15.085.629 | 209.880 | 622.256 | 9.105.346 | 5.358.027 | 4,12% |
| 22.7.2020 | 15.365.984 | 280.355 | 629.377 | 9.344.778 | 5.391.829 | 4,10% |
| 23.7.2020 | 15.642.417 | 276.433 | 635.686 | 9.530.110 | 5.476.621 | 4,06% |
| 24.7.2020 | 15.931.414 | 288.997 | 641.885 | 9.716.790 | 5.572.739 | 4,03% |
| 25.7.2020 | 16.189.203 | 257.789 | 647.574 | 9.907.478 | 5.634.151 | 4,00% |
| 26.7.2020 | 16.417.620 | 228.417 | 651.833 | 10.042.935 | 5.722.852 | 3,97% |
| 27.7.2020 | 16.635.927 | 218.307 | 656.083 | 10.226.482 | 5.753.362 | 3,94% |
| 28.7.2020 | 16.887.101 | 251.174 | 656.892 | 10.451.571 | 5.778.638 | 3,89% |
| 29.7.2020 | 17.177.560 | 290.459 | 669.572 | 10.689.530 | 5.818.458 | 3,90% |
| 30.7.2020 | 17.463.516 | 285.956 | 675.986 | 10.930.846 | 5.856.684 | 3,87% |
| 31.7.2020 | 17.752.888 | 289.372 | 682.415 | 11.155.108 | 5.915.365 | 3,84% |
| 1.8.2020 | 18.008.699 | 255.811 | 688.016 | 11.324.112 | 5.996.571 | 3,82% |
| 2.8.2020 | 18.226.811 | 218.112 | 692.434 | 11.439.252 | 6.095.125 | 3,80% |
| 3.8.2020 | 18.437.821 | 211.010 | 697.152 | 11.683.206 | 6.057.463 | 3,78% |

| | | | | | | |
|----------|------------|---------|---------|------------|-----------|-------|
| 4.8.2020 | 18.694.077 | 256.256 | 703.455 | 11.916.371 | 6.074.251 | 3,76% |
| 5.8.2020 | 18.965.762 | 271.685 | 710.287 | 12.156.385 | 6.099.090 | 3,75% |
| 6.8.2020 | 19.246.764 | 281.002 | 716.751 | 12.350.491 | 6.179.522 | 3,72% |

Hier die Grafik der USA:

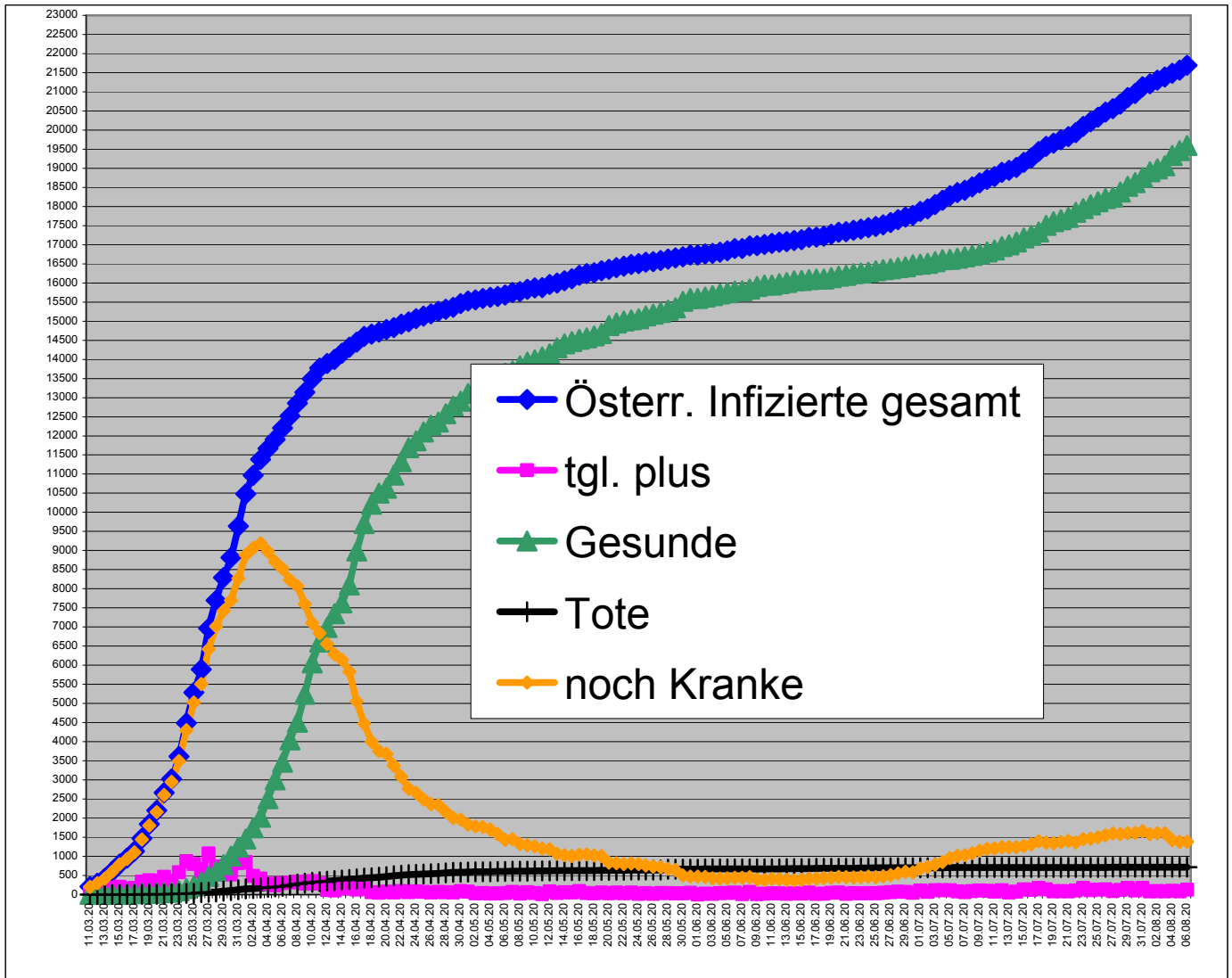


In den USA wo der Umgang mit der Pandemie chaotisch ist, einerseits eine Regierung, die beim Umgang damit erbärmlich versagt hat und andererseits die US-Profitorientierung, die auch im Gesundheitswesen alltäglich ist, die Infektionskurve zeigt erst jetzt einen leichten Knick. Erst gegen Ende Juli hat man dort mehr Gesundete als noch Kranke, hier darum die US-Tabelle:

| | Infizierte USA | tgl. plus | Tote | Gesunde | noch Kranke | Sterberate |
|----------|----------------|-----------|---------|-----------|-------------|------------|
| 20.07.20 | 3.961.429 | 62.879 | 143.834 | 1.849.989 | 1.967.606 | 3,63% |
| 21.07.20 | 4.028.908 | 67.479 | 144.978 | 1.886.790 | 1.997.140 | 3,60% |
| 22.07.20 | 4.100.875 | 71.967 | 146.183 | 1.942.637 | 2.012.055 | 3,56% |
| 23.07.20 | 4.170.318 | 69.443 | 147.349 | 1.979.617 | 2.043.352 | 3,53% |
| 24.07.20 | 4.248.296 | 77.978 | 148.490 | 2.027.892 | 2.071.914 | 3,50% |
| 25.07.20 | 4.315.709 | 67.413 | 149.398 | 2.061.692 | 2.104.619 | 3,46% |
| 26.07.20 | 4.371.839 | 56.130 | 149.848 | 2.090.129 | 2.131.862 | 3,43% |
| 27.07.20 | 4.433.410 | 61.571 | 150.444 | 2.136.603 | 2.146.363 | 3,39% |
| 28.07.20 | 4.501.116 | 67.706 | 152.355 | 2.186.183 | 2.162.578 | 3,38% |
| 29.07.20 | 4.568.037 | 66.921 | 153.840 | 2.245.044 | 2.169.153 | 3,37% |
| 30.07.20 | 4.634.985 | 66.948 | 155.313 | 2.283.964 | 2.195.708 | 3,35% |
| 31.07.20 | 4.703.068 | 68.083 | 156.771 | 2.323.541 | 2.222.756 | 3,33% |

| | | | | | | |
|----------|-----------|--------|---------|-----------|-----------|-------|
| 01.08.20 | 4.764.609 | 61.541 | 157.894 | 2.361.878 | 2.244.837 | 3,31% |
| 02.08.20 | 4.813.647 | 49.038 | 158.361 | 2.378.594 | 2.276.692 | 3,29% |
| 03.08.20 | 4.863.916 | 50.269 | 158.923 | 2.446.798 | 2.258.195 | 3,27% |
| 04.08.20 | 4.918.420 | 54.504 | 160.282 | 2.481.680 | 2.276.458 | 3,26% |
| 05.08.20 | 4.973.568 | 55.148 | 161.601 | 2.540.137 | 2.271.830 | 3,25% |
| 06.08.20 | 5.032.179 | 58.611 | 162.804 | 2.576.668 | 2.292.707 | 3,24% |

Nehmen wir uns zum Abschluss ein Land, wo das alles viel besser aussieht, hier die Corona-Grafik von Österreich vom 6.8.2020:



Das schaut doch vergleichsweise sehr gut aus! Infektionen und Genesene laufen parallel zueinander, die noch Kranken wurden schon im April von den Genesenen überholt und der durch einige voreilige Grenzöffnungen verursachte Infektionsanstieg ist auch wieder im Sinken.

Hier die Zahlen dazu:

| | Infizierte Österreich | tgl. plus | Gesunde | Tote | noch Kranke | Sterberate |
|------------|-----------------------|-----------|---------|------|-------------|------------|
| 20.07.2020 | 19.743 | 88 | 17.658 | 711 | 1.374 | 3,60% |
| 21.07.2020 | 19.827 | 84 | 17.715 | 711 | 1.401 | 3,59% |
| 22.07.2020 | 19.929 | 102 | 17.849 | 711 | 1.369 | 3,57% |
| 23.07.2020 | 20.099 | 170 | 17.943 | 711 | 1.445 | 3,54% |
| 24.07.2020 | 20.214 | 115 | 18.042 | 711 | 1.461 | 3,52% |
| 25.07.2020 | 20.338 | 124 | 18.124 | 712 | 1.502 | 3,50% |

| | | | | | | |
|------------|--------|-----|--------|-----|-------|-------|
| 26.07.2020 | 20.472 | 134 | 18.209 | 712 | 1.551 | 3,48% |
| 27.07.2020 | 20.558 | 86 | 18.246 | 713 | 1.599 | 3,47% |
| 28.07.2020 | 20.677 | 119 | 18.379 | 713 | 1.585 | 3,45% |
| 29.07.2020 | 20.850 | 173 | 18.528 | 716 | 1.606 | 3,43% |
| 30.07.2020 | 20.955 | 105 | 18.628 | 718 | 1.609 | 3,43% |
| 31.07.2020 | 21.130 | 175 | 18.758 | 718 | 1.654 | 3,40% |
| 1.08.2020 | 21.212 | 82 | 18.911 | 718 | 1.583 | 3,38% |
| 2.08.2020 | 21.304 | 92 | 18.984 | 718 | 1.602 | 3,37% |
| 3.08.2020 | 21.385 | 81 | 19.063 | 718 | 1.604 | 3,36% |
| 4.08.2020 | 21.481 | 96 | 19.336 | 719 | 1.426 | 3,35% |
| 5.08.2020 | 21.566 | 85 | 19.464 | 719 | 1.383 | 3,33% |
| 6.08.2020 | 21.696 | 130 | 19.596 | 719 | 1.381 | 3,31% |

In den USA haben sich die Infizierten vom 20. Juli bis zum 6. August um ein Viertel vermehrt, in Österreich nur um rund zehn Prozent, weltweit waren es knapp 23 %, also nur geringfügig weniger als in den USA. Und die Todesfälle sind in Österreich seit 20.7. nur von 711 auf 719 gestiegen, also um rund ein Prozent, weltweit waren es 17 % und in den USA 13 %.

Und wer alles ganz genau wissen will, hier eine Gesamtübersicht:

Stand am 6.8.2020 - ohne Staaten unter 400.000 Einwohner - gereiht nach der Gesamtsumme der Infektionen

| Land | Fälle gesamt | Tote gesamt | Total Gesundet | Kranke | Fälle pro Mio. | Tote pro Mio | Bevölkerung |
|---------------|-------------------|----------------|-------------------|------------------|----------------|--------------|---------------|
| Total: | 19.266.681 | 717.797 | 12.365.520 | 6.183.364 | 2472 | 92 | |
| USA | 5.032.547 | 162.805 | 2.577.349 | 2.292.393 | 15.195 | 492 | 331.198.130 |
| Brazil | 2.917.562 | 98.644 | 2.047.660 | 771.258 | 13.716 | 464 | 212.710.692 |
| India | 2.030.001 | 41.673 | 1.378.642 | 609.686 | 147 | 30 | 1.381.344.997 |
| Russia | 871.894 | 14.606 | 676.357 | 180.931 | 5.974 | 100 | 145.940.924 |
| South Africa | 538.184 | 9.604 | 387.316 | 141.264 | 9.063 | 162 | 59.381.566 |
| Mexico | 462.690 | 50.517 | 308.848 | 103.325 | 3.585 | 391 | 129.066.160 |
| Peru | 455.409 | 20.424 | 310.337 | 124.648 | 13.793 | 619 | 33.016.319 |
| Chile | 366.671 | 9.889 | 340.168 | 16.614 | 19.165 | 517 | 19.132.514 |
| Colombia | 357.710 | 11.939 | 192.355 | 153.416 | 7.023 | 234 | 50.936.262 |
| Spain | 354.530 | 28.500 | N/A | N/A | 7.582 | 610 | 46.756.648 |
| Iran | 320.117 | 17.976 | 277.463 | 24.678 | 3.806 | 214 | 84.097.623 |
| UK | 308.134 | 46.413 | N/A | N/A | 4.537 | 683 | 67.922.029 |
| Saudi Arabia | 284.226 | 3.055 | 247.089 | 34.082 | 8.152 | 88 | 34.865.919 |
| Pakistan | 282.645 | 6.052 | 258.099 | 18.494 | 1.277 | 27 | 221.295.851 |
| Bangladesh | 249.651 | 3.306 | 143.824 | 102.521 | 1.514 | 20 | 164.851.401 |
| Italy | 249.204 | 35.187 | 201.323 | 12.694 | 4.122 | 582 | 60.452.568 |
| Turkey | 237.265 | 5.798 | 220.546 | 10.921 | 281 | 69 | 84.428.331 |
| Argentina | 228.195 | 4.251 | 99.852 | 124.092 | 5.044 | 94 | 45.236.884 |
| Germany | 215.210 | 9.252 | 196.200 | 9.758 | 2.568 | 110 | 83.811.260 |
| France | 195.633 | 30.312 | 82.460 | 82.861 | 2.996 | 464 | 65.288.306 |
| Iraq | 140.603 | 5.161 | 101.025 | 34.417 | 3.488 | 128 | 40.306.025 |
| Indonesia | 118.753 | 5.521 | 75.645 | 37.587 | 434 | 20 | 273.808.365 |

| | | | | | | | |
|---------------|---------|-------|---------|--------|--------|-----|---------------|
| Canada | 118.561 | 8.966 | 103.106 | 6.489 | 3.139 | 237 | 37.775.022 |
| Qatar | 112.092 | 178 | 108.831 | 3.083 | 39.922 | 63 | 2.807.805 |
| Kazakhstan | 96.922 | 1.058 | 70.680 | 25.184 | 5.156 | 56 | 18.798.667 |
| Egypt | 95.006 | 4.951 | 48.898 | 41.157 | 927 | 48 | 102.516.525 |
| Ecuador | 90.537 | 5.877 | 71.318 | 13.342 | 5.124 | 333 | 17.668.824 |
| Bolivia | 86.423 | 3.465 | 27.373 | 55.585 | 7.394 | 296 | 11.688.459 |
| China | 84.565 | 4.634 | 79.088 | 843 | 59 | 3 | 1.439.323.776 |
| Sweden | 81.967 | 5.766 | N/A | N/A | 8.111 | 571 | 10.105.596 |
| Oman | 80.713 | 492 | 7.091 | 9.311 | 15.769 | 96 | 5.118.446 |
| Israel | 80.054 | 576 | 55.256 | 24.222 | 8.704 | 63 | 9.197.590 |
| Ukraine | 78.261 | 1.852 | 43.055 | 33.354 | 1.791 | 42 | 43.705.858 |
| Dominican Rep | 76.536 | 1.246 | 40.539 | 34.751 | 7.048 | 115 | 10.858.648 |
| Belgium | 72.016 | 9.861 | 17.700 | 44.455 | 6.211 | 850 | 11.594.739 |
| Panama | 71.418 | 1.574 | 45.658 | 24.186 | 16.527 | 364 | 4.321.282 |
| Kuwait | 70.045 | 469 | 61.610 | 7.966 | 16.378 | 110 | 4.276.658 |
| Belarus | 68.503 | 580 | 63.756 | 4.167 | 725 | 61 | 9.449.001 |
| UAE | 61.845 | 354 | 55.739 | 5.752 | 6.246 | 36 | 9.902.079 |
| Romania | 57.895 | 2.566 | 28.992 | 26.337 | 3.012 | 133 | 19.224.023 |
| Netherlands | 56.982 | 6.153 | N/A | N/A | 3.325 | 359 | 17.138.756 |
| Singapore | 54.555 | 27 | 48.031 | 6.497 | 9.318 | 5 | 5.854.932 |
| Guatemala | 54.339 | 2.119 | 42.070 | 1.015 | 3.028 | 118 | 17.946.899 |
| Portugal | 52.061 | 1.743 | 37.840 | 12.478 | 5.107 | 171 | 10.193.593 |
| Poland | 49.515 | 1.774 | 35.642 | 12.099 | 1.308 | 47 | 37.842.302 |
| Honduras | 45.755 | 1.446 | 6.225 | 38.084 | 4.613 | 146 | 9.919.704 |
| Nigeria | 45.244 | 930 | 32.430 | 11.884 | 219 | 5 | 206.606.300 |
| Bahrain | 42.889 | 156 | 39.945 | 2.788 | 2.513 | 91 | 1.706.669 |
| Japan | 42.263 | 1.026 | 28.877 | 1.236 | 334 | 8 | 126.435.859 |
| Armenia | 39.985 | 777 | 32.008 | 72 | 13.491 | 262 | 2.963.811 |
| Ghana | 39.642 | 199 | 36.384 | 3.059 | 1.273 | 6 | 31.133.483 |
| Kyrgyzstan | 39.162 | 1.451 | 30.764 | 6.947 | 5.993 | 222 | 6.534.479 |
| Afghanistan | 36.968 | 1.302 | 25.903 | 9.763 | 948 | 33 | 39.009.447 |
| Switzerland | 36.108 | 1.985 | 31.600 | 2.523 | 4.169 | 229 | 8.660.952 |
| Algeria | 33.626 | 1.273 | 23.238 | 9.115 | 766 | 29 | 43.926.079 |
| Azerbaijan | 33.247 | 479 | 29.275 | 3.493 | 3.276 | 47 | 10.148.243 |
| Morocco | 29.644 | 449 | 20.553 | 8.642 | 802 | 12 | 36.953.359 |
| Uzbekistan | 28.809 | 179 | 19.587 | 9.043 | 860 | 5 | 33.516.027 |
| Serbia | 27.332 | 621 | 14.047 | 12.664 | 3.129 | 71 | 8.733.665 |
| Moldova | 26.628 | 828 | 18.676 | 7.124 | 6.603 | 205 | 4.032.983 |
| Ireland | 26.372 | 1.768 | 23.364 | 124 | 5.335 | 358 | 4.943.200 |
| Kenya | 24.411 | 399 | 10.444 | 13.568 | 453 | 7 | 53.881.160 |
| Venezuela | 23.280 | 202 | 12.470 | 10.608 | 819 | 7 | 28.427.499 |
| Nepal | 21.750 | 65 | 15.389 | 6.296 | 745 | 2 | 29.186.486 |
| Austria | 21.696 | 719 | 19.596 | 1.381 | 2.408 | 80 | 9.011.577 |
| Costa Rica | 21.070 | 200 | 7.038 | 13.832 | 4.132 | 39 | 5.098.730 |
| Ethiopia | 20.900 | 365 | 9.027 | 11.508 | 181 | 3 | 115.223.736 |
| El Salvador | 19.126 | 520 | 9.271 | 9.335 | 2.947 | 80 | 6.489.514 |

| | | | | | | | |
|----------------|--------|-----|--------|--------|--------|-----|-------------|
| Czechia | 17.731 | 390 | 12.320 | 5.021 | 1.655 | 36 | 10.711.019 |
| Cameroon | 17.718 | 391 | 15.320 | 2.007 | 666 | 15 | 26.606.188 |
| Ivory Coast | 16.447 | 103 | 12.484 | 386 | 622 | 4 | 26.437.950 |
| S. Korea | 14.519 | 303 | 13.543 | 673 | 283 | 6 | 51.273.732 |
| Denmark | 14.306 | 617 | 12.787 | 902 | 2.469 | 106 | 5.794.279 |
| Palestine | 13.398 | 92 | 6.907 | 6.399 | 2.621 | 18 | 5.112.340 |
| Bosnia-Herzeg: | 13.396 | 384 | 7.042 | 597 | 4.086 | 117 | 3.278.650 |
| Bulgaria | 13.014 | 435 | 7.374 | 5.205 | 1.874 | 63 | 6.942.854 |
| Madagascar | 12.526 | 134 | 10.148 | 2.244 | 451 | 5 | 27.755.708 |
| Philippines | 11.946 | 215 | 66.837 | 50.473 | 1.089 | 20 | 109.722.719 |
| Sudan | 11.780 | 763 | 6.194 | 4.823 | 268 | 17 | 43.943.536 |
| N. Macedonia | 11.399 | 517 | 7.480 | 3.402 | 5.471 | 248 | 2.083.365 |
| Senegal | 10.715 | 223 | 7.101 | 3.391 | 638 | 13 | 16.783.877 |
| Norway | 9.468 | 256 | 8.857 | 355 | 1.745 | 47 | 5.425.471 |
| DRC | 9.309 | 215 | 8.048 | 1.046 | 104 | 2 | 89.802.183 |
| Malaysia | 9.038 | 125 | 8.713 | 200 | 279 | 4 | 32.406.372 |
| Gabon | 7.787 | 51 | 5.609 | 2.127 | 3.491 | 23 | 2.230.563 |
| Tajikistan | 7.665 | 62 | 6.443 | 116 | 802 | 6 | 9.557.468 |
| Guinea | 7.664 | 49 | 6.757 | 858 | 582 | 4 | 13.164.905 |
| Haiti | 7.582 | 171 | 4.832 | 2.579 | 664 | 15 | 11.416.103 |
| Finland | 7.532 | 331 | 6.980 | 221 | 1.359 | 60 | 5.541.604 |
| Zambia | 7.164 | 199 | 5.786 | 1.179 | 389 | 11 | 18.430.129 |
| Luxembourg | 7.073 | 119 | 5.750 | 1.204 | 11.282 | 190 | 626.952 |
| Mauritania | 6.444 | 157 | 5.291 | 996 | 1.383 | 34 | 4.660.728 |
| Paraguay | 6.375 | 66 | 4.974 | 1.335 | 893 | 9 | 7.141.091 |
| Albania | 6.016 | 188 | 3.155 | 2.673 | 2.091 | 65 | 2.877.470 |
| Lebanon | 5.672 | 70 | 1.974 | 3.628 | 831 | 10 | 6.822.220 |
| Croatia | 5.404 | 155 | 4.688 | 561 | 1.317 | 38 | 4.102.577 |
| Djibouti | 5.330 | 59 | 5.057 | 214 | 5.387 | 60 | 989.387 |
| Greece | 5.123 | 210 | 1.374 | 3.539 | 492 | 20 | 10.417.673 |
| Libya | 4.879 | 107 | 652 | 412 | 709 | 16 | 6.880.353 |
| Equ. Guinea | 4.821 | 83 | 2.182 | 2.556 | 3.426 | 59 | 1.407.001 |
| Maldives | 4.680 | 19 | 2.725 | 1.936 | 8.643 | 35 | 541.448 |
| CAR | 4.620 | 59 | 1.641 | 292 | 955 | 12 | 4.837.752 |
| Hungary | 4.597 | 600 | 3.463 | 534 | 476 | 62 | 9.657.785 |
| Malawi | 4.491 | 137 | 2.137 | 2.217 | 234 | 7 | 19.174.839 |
| Zimbabwe | 4.339 | 84 | 1.264 | 2.991 | 292 | 6 | 14.883.803 |
| Nicaragua | 3.902 | 123 | 2.913 | 866 | 588 | 19 | 6.632.263 |
| Hong Kong | 3.850 | 46 | 2.458 | 1.346 | 513 | 6 | 7.503.041 |
| Congo | 3.546 | 58 | 1.589 | 1.899 | 641 | 10 | 5.530.506 |
| Montenegro | 3.480 | 60 | 2.178 | 1.242 | 5.541 | 96 | 628.074 |
| Thailand | 3.345 | 58 | 3.148 | 139 | 48 | 1 | 69.817.894 |
| Somalia | 3.227 | 93 | 1.728 | 1.406 | 203 | 6 | 15.933.012 |
| Eswatini | 2.968 | 55 | 1.476 | 1.437 | 2.556 | 47 | 1.161.348 |
| Sri Lanka | 2.839 | 11 | 2.541 | 287 | 133 | 1 | 21.422.362 |
| Cuba | 2.775 | 88 | 2.409 | 278 | 245 | 8 | 11.325.899 |

| | | | | | | | |
|---------------|-------|-----|--------|-------|-------|----|------------|
| Cabo Verde | 2.734 | 27 | 2.010 | 697 | 4.912 | 49 | 556.581 |
| Namibia | 2.652 | 15 | 563 | 2.074 | 1.042 | 6 | 2.545.264 |
| Mali | 2.552 | 124 | 1.954 | 474 | 126 | 6 | 20.302.901 |
| South Sudan | 2.450 | 47 | 1.175 | 1.228 | 219 | 4 | 11.206.572 |
| Slovenia | 2.223 | 125 | 1.909 | 189 | 1.069 | 60 | 2.078.968 |
| Lithuania | 2.171 | 81 | 1.656 | 434 | 799 | 30 | 2.718.121 |
| Estonia | 2.124 | 63 | 1.954 | 107 | 1.601 | 47 | 1.326.627 |
| Mozambique | 2.120 | 15 | 795 | 131 | 68 | 1 | 31.333.962 |
| Rwanda | 2.111 | 5 | 1.258 | 848 | 163 | 0 | 12.981.546 |
| Suriname | 2.096 | 29 | 1.446 | 621 | 357 | 49 | 587.154 |
| Guinea-Bissau | 2.032 | 27 | 944 | 1.061 | 103 | 14 | 1.972.277 |
| Australia | 2.027 | 266 | 11.147 | 8.857 | 794 | 10 | 25.528.864 |
| Benin | 1.936 | 38 | 1.600 | 298 | 159 | 3 | 12.151.976 |
| Sierra Leone | 1.877 | 67 | 1.427 | 383 | 235 | 8 | 7.992.169 |
| Yemen | 1.768 | 508 | 898 | 362 | 59 | 17 | 29.886.897 |
| Tunisia | 1.642 | 51 | 1.241 | 350 | 139 | 4 | 11.830.801 |
| New Zealand | 1.569 | 22 | 1.524 | 23 | 314 | 4 | 5.002.100 |
| Angola | 1.483 | 64 | 520 | 899 | 45 | 2 | 32.956.300 |
| Uruguay | 1.318 | 37 | 1.079 | 202 | 379 | 11 | 3.474.956 |
| Latvia | 1.281 | 32 | 1.070 | 179 | 680 | 17 | 1.883.936 |
| Jordan | 1.232 | 11 | 1.171 | 50 | 121 | 1 | 10.213.138 |
| Liberia | 1.224 | 78 | 705 | 441 | 241 | 15 | 5.068.618 |
| Uganda | 1.223 | 5 | 1.102 | 116 | 27 | 0 | 45.867.852 |
| Georgia | 1.213 | 17 | 994 | 202 | 304 | 4 | 3.988.368 |
| Cyprus | 1.208 | 19 | 856 | 333 | 1 | 16 | 1.208.238 |
| Burkina Faso | 1.158 | 54 | 961 | 143 | 55 | 3 | 20.954.852 |
| Niger | 1.153 | 69 | 1.057 | 27 | 47 | 3 | 24.281.433 |
| Togo | 1.012 | 22 | 697 | 293 | 122 | 3 | 8.296.582 |
| Syria | 999 | 48 | 311 | 640 | 57 | 3 | 17.539.600 |
| Jamaica | 958 | 12 | 745 | 201 | 323 | 4 | 2.962.478 |
| Malta | 946 | 9 | 670 | 267 | 2.142 | 20 | 441.663 |
| Chad | 942 | 76 | 838 | 28 | 57 | 5 | 16.467.965 |
| Gambia | 935 | 16 | 136 | 783 | 386 | 7 | 2.422.754 |
| Botswana | 804 | 2 | 63 | 739 | 341 | 1 | 2.356.075 |
| Vietnam | 750 | 10 | 392 | 348 | 8 | 0 | 97.425.470 |
| Lesotho | 742 | 23 | 175 | 544 | 346 | 11 | 2.143.943 |
| Réunion | 671 | 5 | 592 | 74 | 749 | 6 | 895.952 |
| Guyana | 538 | 22 | 189 | 327 | 684 | 28 | 786.936 |
| Tanzania | 509 | 21 | 183 | 305 | 8 | 0 | 59.886.383 |
| Taiwan | 477 | 7 | 443 | 27 | 20 | 0 | 23.821.199 |
| Burundi | 400 | 1 | 304 | 95 | 34 | 0 | 11.922.216 |
| Comoros | 396 | 7 | 340 | 49 | 454 | 8 | 871.326 |
| Myanmar | 359 | 6 | 308 | 45 | 7 | 0 | 54.446.389 |
| Mauritius | 344 | 10 | 334 | 0 | 270 | 8 | 1.271.985 |
| Mongolia | 293 | | 260 | 33 | 89 | | 3.283.344 |
| Eritrea | 282 | | 225 | 57 | 79 | | 3.551.175 |

| | | | | | | | |
|---------------|-----|----|-------|-----|-----|---|------------|
| Slovakia | 248 | 29 | 1.824 | 627 | 454 | 5 | 5.459.915 |
| Cambodia | 243 | | 214 | 29 | 15 | | 16.741.375 |
| Trinidad-Tob. | 210 | 8 | 135 | 67 | 150 | 6 | 1.399.950 |
| PapuaNGuinea | 163 | 3 | 53 | 107 | 18 | 0 | 8.963.009 |
| Bhutan | 108 | | 96 | 12 | 140 | | 772.443 |
| Macao | 46 | | 46 | 0 | 71 | | 650.193 |
| Fiji | 27 | 1 | 18 | 8 | 30 | 1 | 897.095 |
| Timor-Leste | 25 | | 24 | 1 | 19 | | 1.320.812 |
| Laos | 20 | | 19 | 1 | 3 | | 7.285.750 |
| West-Sahara | 10 | 1 | 8 | 1 | 17 | 2 | 598.682 |

So, das war es für heute!